




Preschool Optional Home Learning Guide

WEEK 2

This week let's work on our numbers 1-5 and let's practice writing our names!

Once again, all we ask is that you try your best, and have fun learning. Stay healthy and safe; we will see you soon! :)

	Reading □	Math x + =	Movement 	Writing □
Daily Total Time	Once a day for 20 minutes	Once a day for 20 minutes	Once a day for 30 minutes	Once a day for 20 minutes
Learning Objective:	<p>I can look at a book on my own.</p> <p>I can read books with my family.</p> <p>I can find uppercase and lowercase letters around my house.</p>	<p>I can trace and write numbers 1-5.</p> <p>I can read numbers 1-5.</p> <p>I can count objects, up to 5.</p>	<p>I can practice hopping on one foot.</p> <p>I can practice jumping really far with two feet.</p>	<p>I can practice tracing and writing my name.</p>
Learning Experiences (Engaging, review, accessible)	<p>Examples:</p> <p>Take a “picture walk” through a book. Look at pictures. Make predictions.</p> <p>Read a simple book with a family member.</p> <p>Find uppercase and lowercase letters A, B, and C around the house. On food boxes, in magazines, in newspapers, on TV, etc...</p>	<p>Examples:</p> <p>Use number packet to trace numbers 1-4 and count pictures 1-5.</p>	<p>Examples:</p> <p>Practice hopping on one foot and keeping balanced.</p> <p>Play “leap frog” over jump ropes, sticks, lines in the dirt, etc...</p>	<p>Examples:</p> <p>Use “My Name Is...” worksheet to practice tracing and/or writing name. If tracing, use yellow marker or highlighter to write student’s name, have student trace with pencil, then trace again with crayon or different color marker. If writing name on own, write name first with pencil, then trace with marker and then with crayon.</p>




Preschool Optional Home Learning Guide


Semana 2

Esta semana trabajaremos en los números 1-5 y vamos a practicar escribiendo el nombre

Una vez mas les pedimos que hagan lo mejor de ustedes y se diviertan aprendiendo. Manténgase saludables y seguros, Nos vemos pronto

	Lectura □	Matematicasx + =	Movimientos 	Escritura □
Tiempo total	Una vez al día por 20 minutos	Una vez al día por 20 minutos	Una vez al día por 20 minutos	Una vez al día por 20 minutos
Objetivos de Aprendizaje	<p>Puedo ver libros y explorarlos.</p> <p>Puedo leer y observar libros con mi familia</p> <p>Puedo encontrar letras mayusculas y minusculas alrededor de mi casa</p>	<p>Puedo trazar y escribir números</p> <p>Puedo reconocer números del 1 al 5</p> <p>Puedo contar objetos del 1-5</p>	<p>Puedo practicar brincar en un pie</p> <p>Puedo practicar alternando los pies</p>	<p>Puedo practicar creando y escribiendo mi nombre</p>
Experiencias de Aprendizaje	<p>Ejemplos:</p> <p>Observar el libro página por página y hacer predicciones sobre lo que observa</p> <p>Leer un libro sencillo con los miembros de la familia</p> <p>Buscar y encontrar letras mayúsculas A,B,C alrededor de la casa, en cajas de comida, revistas y periódicos.</p>	<p>Ejemplos:</p> <p>Usar el paquete de números para trazar los números 1-5 y contar</p>	<p>Ejemplos:</p> <p>Practicando brincando en un pie y mantener el balance</p> <p>Jugar brincando cuerdas y líneas en la tierra</p>	<p>Ejemplos:</p> <p>Usar la hoja de “ My name is” para practicar el nombre, Mama puede escribirlo con un marcador amarillo y el niño lo traza con lápiz una vez, después con un color y después con un marcador</p>

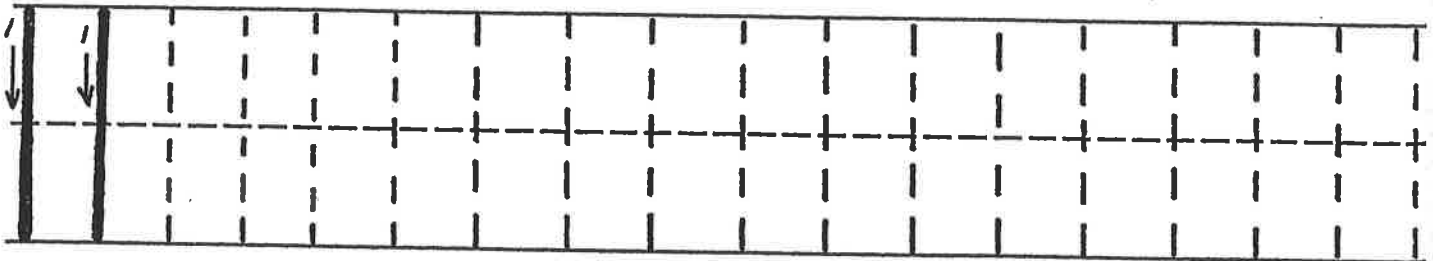
This is the number 1
Color the picture.



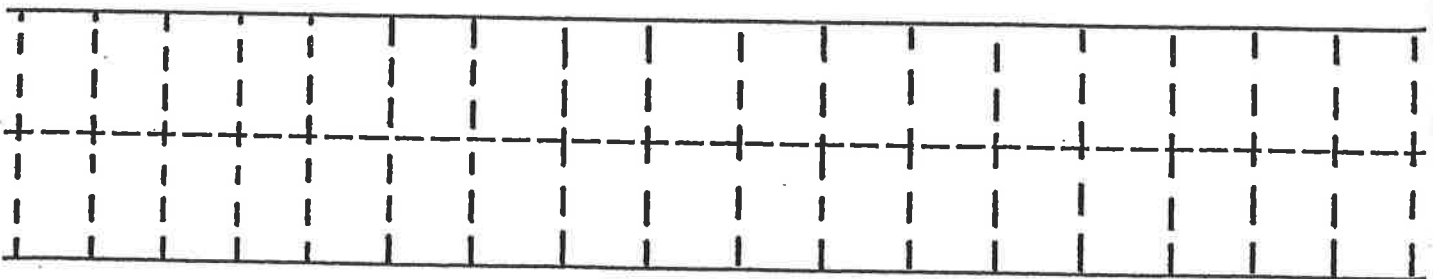
How many things are in this picture?

Let's learn how to print the number 1.

Trace



Trace



Make your own.

How Many?

Trace the correct number for each box. Color all the pictures.



1 2



1 2



1 2





















1 2




I Can Print and Count 1 - 2 - 3!

Trace

Color the correct number of objects

1			
2			
3			
1			
2			
3			


How Many? Circle the correct number in each box. Color the pictures.

 1 2 3	 1 2 3	 1 2 3
---	--	--


Match the Numbers to the Set of Objects

Trace the numbers. Color the pictures.

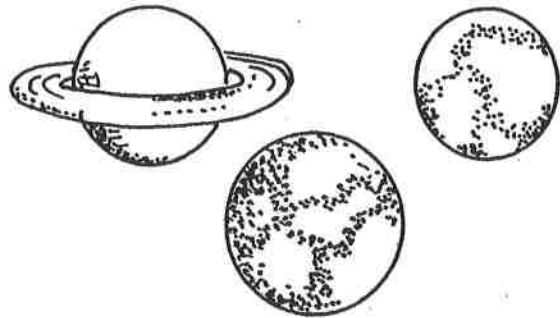
1
2
3
4




How Many? Circle the correct number in each box. Color the pictures.



1 2 3



2 3 4




2 3 4



1 2 3

How Many?


Numbers



1 2 3




2 3 4




3 4 5



1 2 3



2 3 4




3 4 5




1 2 3



3 4 5




3 4 5



1 2 3


Circle the correct number. Color the pictures.

my name is...





My name



Four sets of horizontal lines for writing, each consisting of a solid top line, a dashed midline, and a solid bottom line. The lines are evenly spaced and extend across the width of the page.

What's In a Name?

My name is...



It begins with
the letter...

It has ____
letters in it.

