






Preschool Optional Home Learning Guide

We miss you already students! Below you will find a list of activities to engage in learning while we are away from school. All we ask is that you try your best, and have fun learning. Stay healthy and safe; we will see you soon!




	Reading 	Math x + =	Movement 	Writing 
Daily Total Time	Once a day for 20 minutes	Once a day for 20 minutes	Once a day for 30 minutes	Once a day for 20 minutes
Learning Objective:	I can find uppercase and lowercase letters around my house. I can “read” or look at books.	I can count things around my house (1-10). I can look for numbers around my house (1-10). I can look for shapes around my house. I can find different colors around my house.	I can use big movements while I play outside. (Gross Motor Skills) I can practice cutting lines and shapes. (Fine Motor Skills) I can draw pictures of my family, my friends and me. (Fine Motor Skills)	I can trace lines and shapes I can trace and write my name. I can practice writing letters and numbers.
Learning Experiences (Engaging, review, accessible)	Examples: Pointing out or circling uppercase and lowercase letters in books, newspapers, magazines, etc... Read books with my family. Homemade alphabet letter BINGO (uppercase and	Examples: Count objects: toys, blocks, people, markers, crayons, etc... Point out numbers found around the house on various items, such as, books, newspapers, food boxes, cans, etc...	Examples: Cut out lines, letters and shapes from newspapers, magazines and other things around my house Make necklaces with yarn/string and cereal or pasta Hopscotch	Examples: Practice tracing and coloring lines and shapes Practice tracing and/or writing name Copy letters found around the house Write letters as someone

	lowercase)	Identify shapes around the house. Examples: Door = Rectangle, Clock = Circle, TV = Rectangle, Book = Square	Homemade obstacle course Riding my bike Walking around my neighborhood Dancing, skipping, jumping to music Children's yoga on YouTube	calls them out (in no order)
--	------------	---	---	------------------------------



Preschool Optional Home Learning Guide

Los extranamos pequeños niños! Aquí encontraran una lista de actividades para seguir aprendiendo mientras estamos en casa, lo único que pedimos es que pongan lo mejor de ustedes y diviertanse mucho aprendiendo. Les deseamos que estén saludables y seguros en casa. Nos vemos pronto!

	Lectura 	Matemáticas $+$ $=$	Movimientos 	Escritura 
Tiempo total	Una vez al día por 20 minutos	Una vez al día por 20 minutos	Una vez al día por 20 minutos	Una vez al día por 20 minutos
Objetivos de Aprendizaje	Yo puedo encontrar letras mayúsculas y minúsculas en mi casa Yo puedo " leer " o mirar libros	Puedo contar cosas alrededor de mi casa (1-10) Puedo encontrar números alrededor de mi casa (1-10) Puedo encontrar figuras geométricas alrededor de mi casa Puedo encontrar objetos de diferentes colores en mi casa	Puedo usar movimientos de mi cuerpo jugando afuera Puedo practicar cortando líneas y figuras Puedo dibujar dibujos de mi familia, mis amigos y yo	Puedo trazar líneas y figuras Puedo trazar y escribir mi nombre Puedo practicar trazando y escribiendo números
Experiencias de Aprendizaje	Ejemplos: Apuntando y señalando letras mayúsculas y minúsculas en periódicos, revistas, libros etc. Leer libros con mi Familia Lotería de letras hecha en casa	Ejemplos: Contar objetos: Juguetes, bloques, personas marcadores, colores etc... Señalando números que encuentre en la casa en varias cosas cómo libros, periódicos botes, cajas de comida etc..	Ejemplos: Cortando líneas, letras y figuras del periódico, revistas, y otras cosas alrededor de la casa Hacer collares de pasta o cereal, con hilo Brincar el avioncito de	Ejemplos: Practicar trazando y cortando líneas y figuras Practicar trazando y escribiendo el nombre Copiando y escribiendo letras encontradas en la casa

		Identificar figuras alrededor de la casa. Ejemplo: puerta y rectángulo, Relog = Circle , TV etc..	figuras en el suelo Bricando obstaculos	Escribiendo letras cuando alguien las dicte en orden
--	--	---	--	--

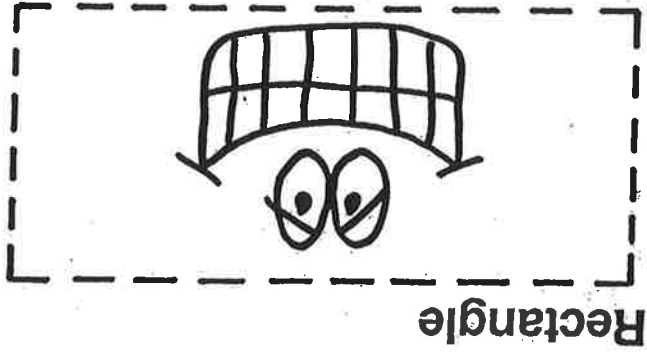
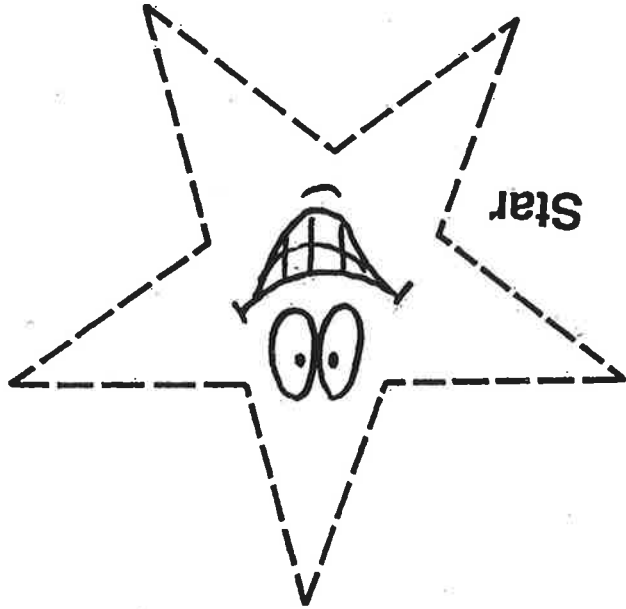

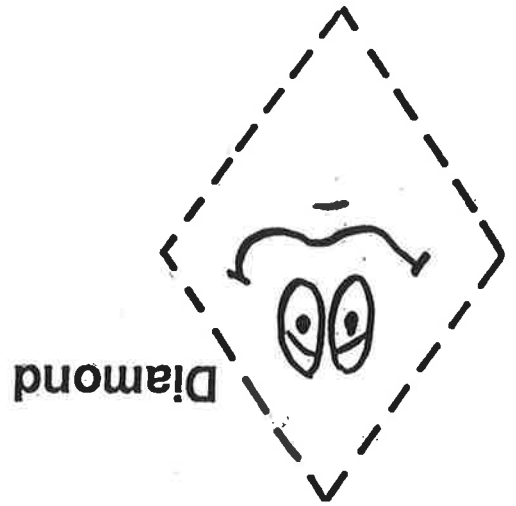
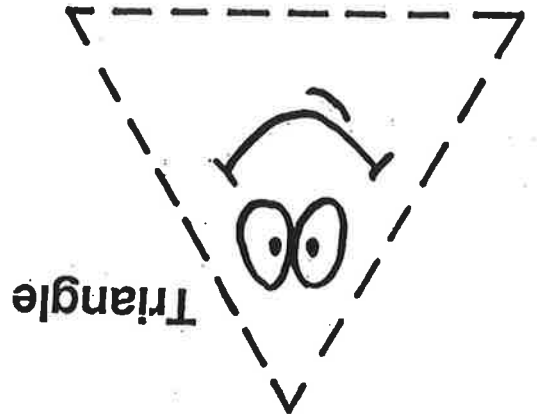
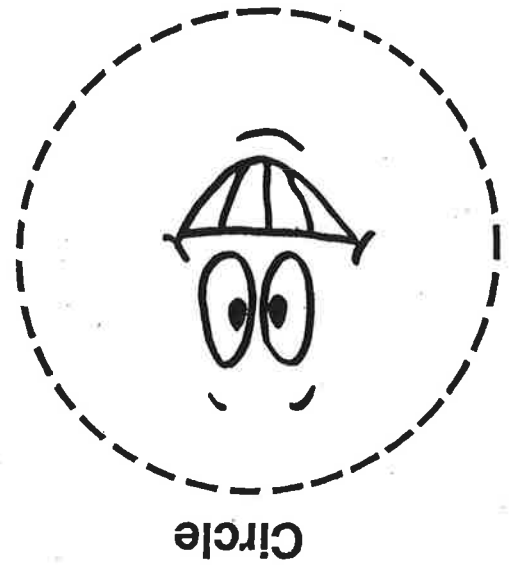
	7
	2
	6
	9
	3
	8
	4
	1
	5
	6
	7




How many hearts?

Name: _____

TRACE AND COLOR THE SHAPES.



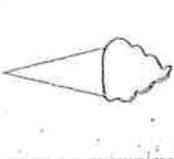
Name: _____



A a



E e



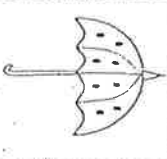
I i



K k



O o



U u



Y y



B b



F f



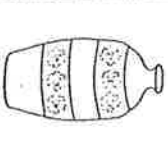
J j



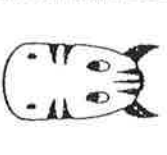
N n



R r




V v



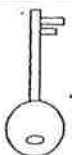
Z z



O o



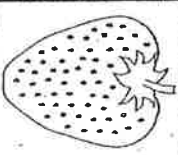
O o



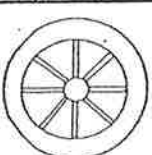
K k



O o



S s



W w



.



D d



H h



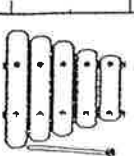
H h



P p



H h



X x



.


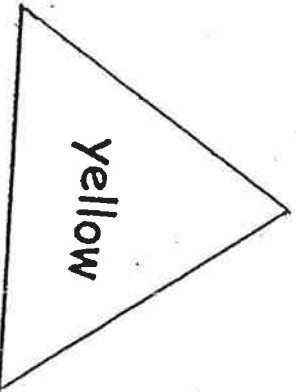

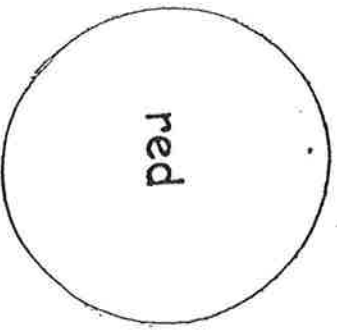
My name

My last name

My numbers 1-10



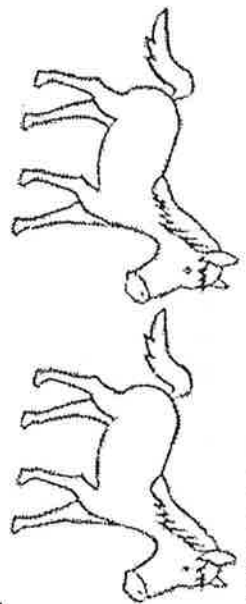

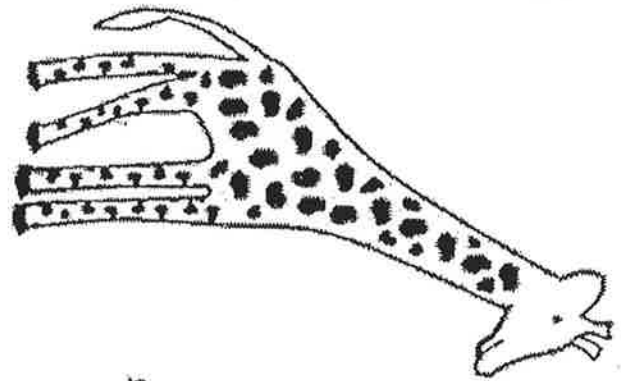
--	--	--	--	--	--	--	--	--	--

Shapes and colors



Name _____


Date _____



Count. Write how many.

	
---	--

	
---	--




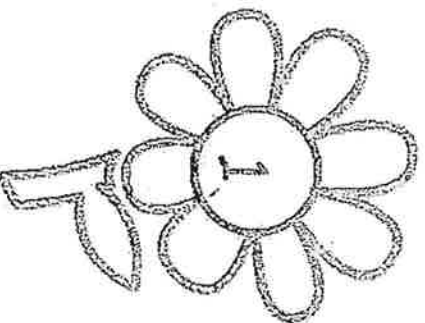


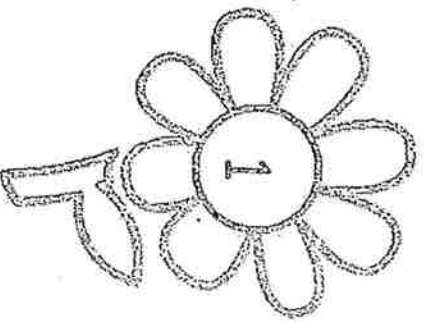





	
---	--

	
---	--

	
---	--

Bingo How many?

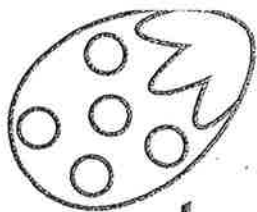

Name _____



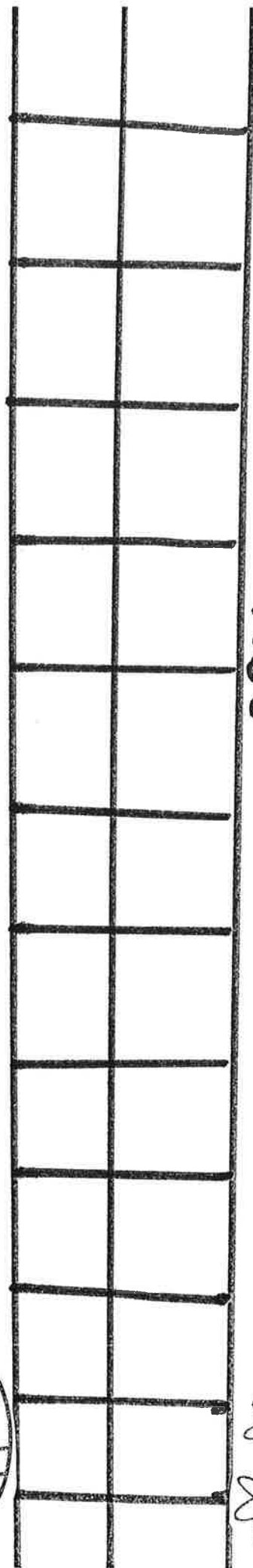

Name _____



lastname _____



ABC



Name: _____

Aa Bb Cc Dd Ee Ff Gg Hh Ii Jj Kk Ll Mm Nn Oo Pp Qq Rr Ss Tt Uu Vv Ww Xx Yy Zz

Aa		Oo		Ee	Gg
Hh		Jj		Ll	Nn
Oo		Qq		Ss	Uu
Vv		Xx		Zz	

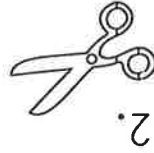
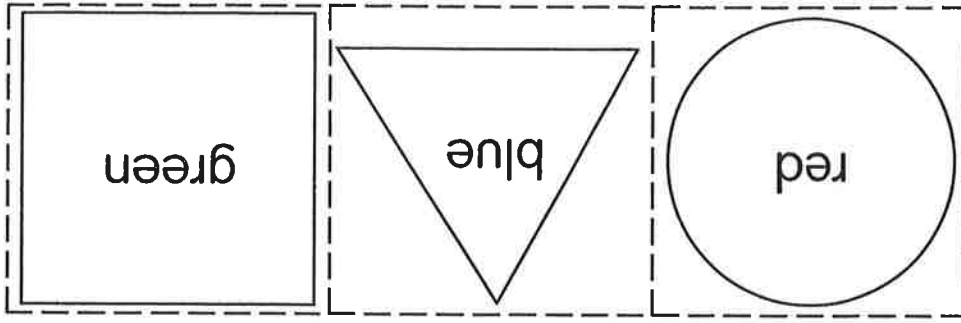
1, 2, 3, 4, 5, 6, 7, 8, 9, 10, 11, 12, 13, 14, 15, 16, 17, 18, 19, 20

1 2 3 4 5 6 7 8 9 10

11 12 13 14 15 16 17 18 19 20

ame _____

Trace over the dotted lines to help the turtles cross the streets.



paste	green	blue	green
paste	red	green	red
paste	blue	red	blue

What Comes Next?